

My Inventory



What's new in version 1.8.13

(c) Thomas Koslowsky

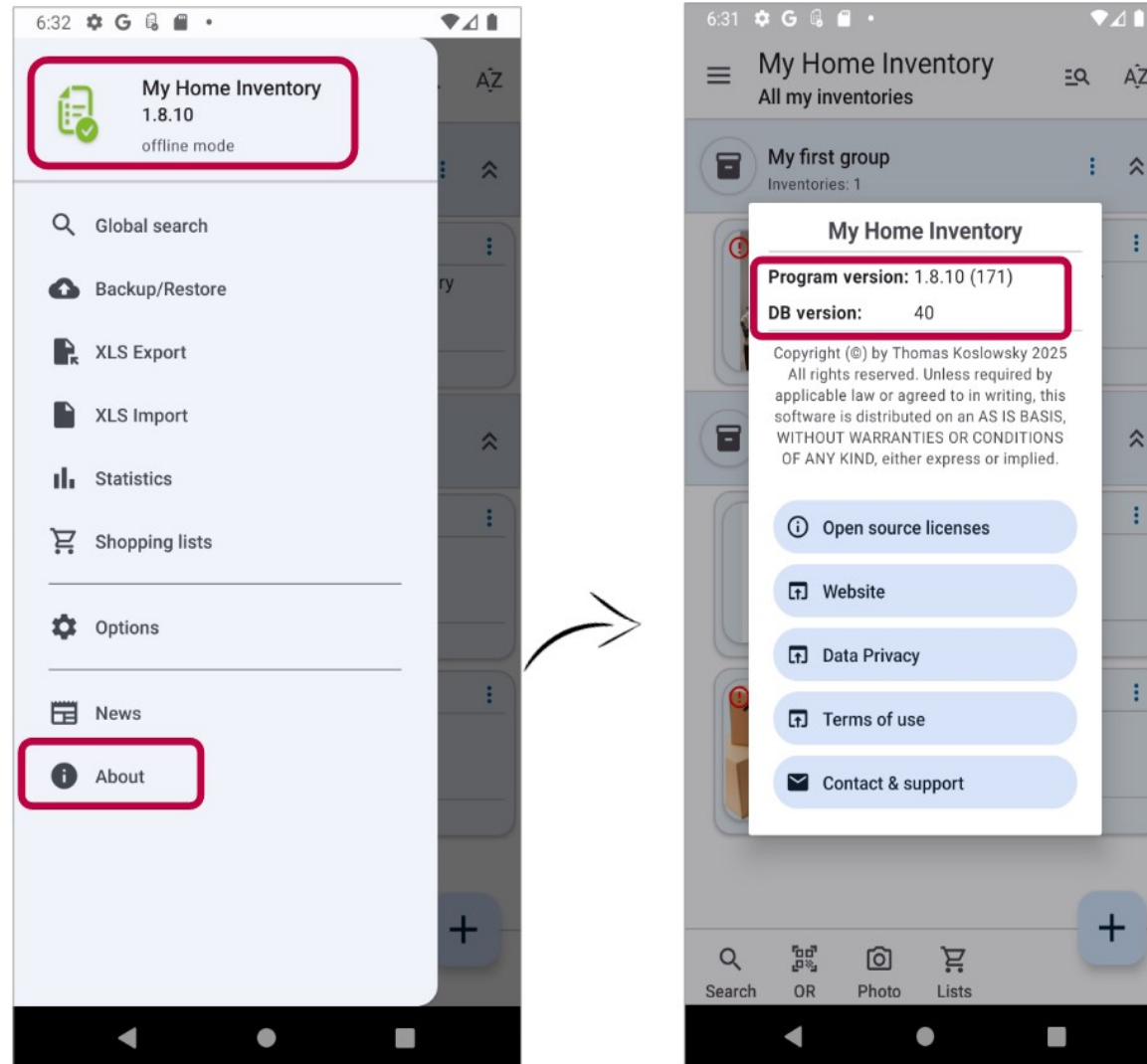
Internet: www.thomaskoslowsky.com

Mail: thomas@thomaskoslowsky.com

Application website: www.miinventariopersonal.com

1 Introduction

This document includes what's new in version 1.8.13. You can check the version you have installed directly in the application, through the “main menu” -> “About”.



2 What's new in this version

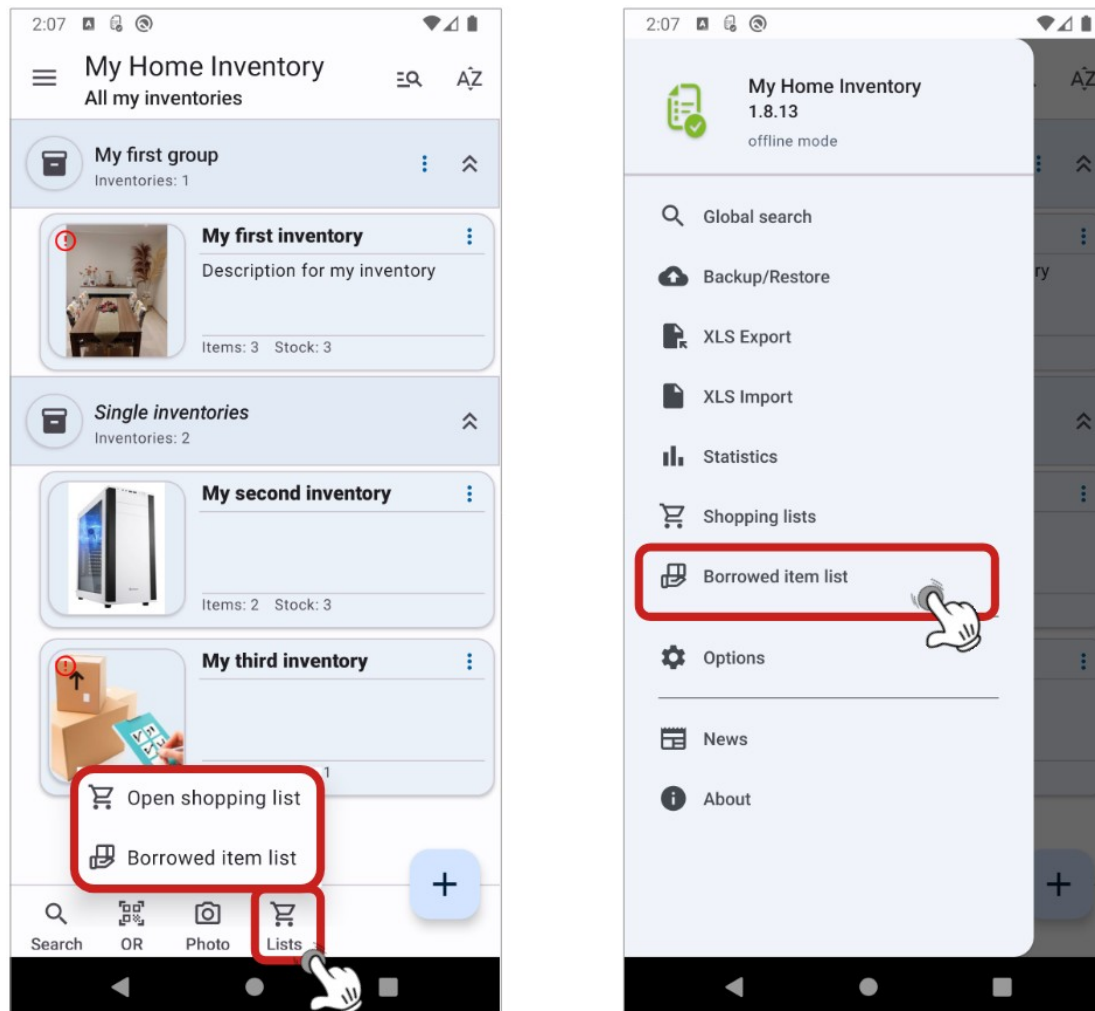
This chapter describes the added or improved functionalities in more detail:

Content of this chapter

2.1 Borrowed items.....	4
2.2 Other improvements and corrections (bug-fixes).....	11

2.1 Borrowed items

You can manage a list of borrowed items. This allows you, for example, to receive a notification when a loan expires. This feature is accessed through the menu or the "Lists" quick access button.



To register a loan, click the “+” button, then select the item and enter the relevant information.

The image shows two screenshots of the 'My Home Inventory' app interface. The left screenshot shows the 'Borrowed item list' which is currently empty. A red box highlights a '+' button at the bottom right of the list. The right screenshot shows the 'Borrowed item' form. A red box highlights the 'Please select an item' button at the top. Another red box highlights the 'Borrowed to' dropdown menu. A third red box highlights the 'Note', 'Count', 'From', 'Until', and 'Returned on' fields. Callouts explain the functions of these elements: 'Click here to choose an item to borrow.' for the 'Please select an item' button, 'Recipient of the borrowed item. Using the arrow, you can choose from the recipients you created previously.' for the 'Borrowed to' dropdown, and 'You can provide more information. The "Until" date indicates the expected return date. The "Returned on" date indicates the date the item was actually returned.' for the date fields.

2:11

Borrowed item list

(empty list)

+

2:12

My Home Inventory

Borrowed item

Please select an item

Borrowed to

Note

Count

1

From

7/17/25

Until

Returned on

Created:

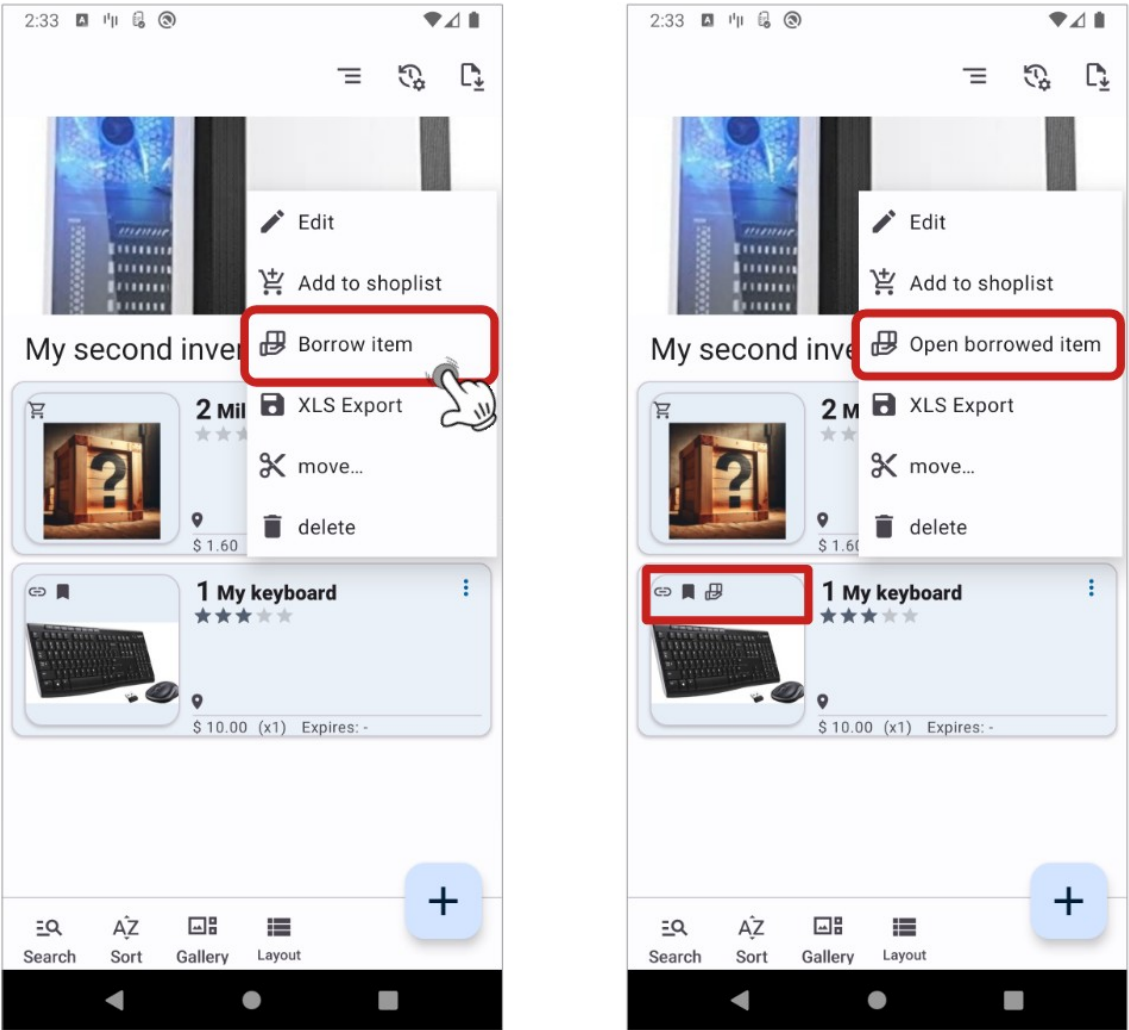
Modified:

Click here to choose an item to borrow.

Recipient of the borrowed item. Using the arrow, you can choose from the recipients you created previously.

You can provide more information. The "Until" date indicates the expected return date. The "Returned on" date indicates the date the item was actually returned.

You can also register a loan directly from the item list. Items that are currently on loan and not yet returned are displayed with a specific icon.



To update the loan information, click on the corresponding record. You can also group the list by recipient or item, sort, and filter the list.

The diagram illustrates the process of managing borrowed items. It starts with a 'Borrowed item list' screen, which shows a list of items. A red box highlights a record for 'My keyboard' borrowed by 'Mr. Peters' from 7/17/25 to 7/31/25. A hand icon indicates a click on this record. A callout box explains that the list can be grouped by recipient or item, sorted, and filtered. The bottom of the list screen shows a menu with a hamburger icon, a sort icon (A-Z), a filter icon, and a plus icon for adding new items.

An arrow points from the list record to a detailed view of the 'My Home Inventory' for the borrowed item. This screen shows the item 'My keyboard' with a price of \$10.00 (x1) and a stock of 1. A red box highlights the 'Borrowed to' field, which is currently set to 'Mr. Peters'. A callout box explains that the recipient can be chosen from a dropdown menu of previously created recipients. Below this, there is a 'Note' field, a 'Count' field (set to 1), and date pickers for 'From' (7/17/25) and 'Until' (7/31/25). A callout box explains that the 'Until' date indicates the expected return date and the 'Returned on' date indicates the actual return date. At the bottom, there is a 'Returned on' date picker and fields for 'Created' and 'Modified'.

Borrowed item list

My keyboard
Mr. Peters
7/17/25 -> 7/31/25

The list can also:
- be grouped by recipient or item
- be sorted
- filtered

My Home Inventory
Borrowed item

My keyboard
\$ 10.00 (x1)
Stock: 1

Borrowed to
Mr. Peters

Note

Count
1

From
7/17/25

Until
7/31/25

Returned on

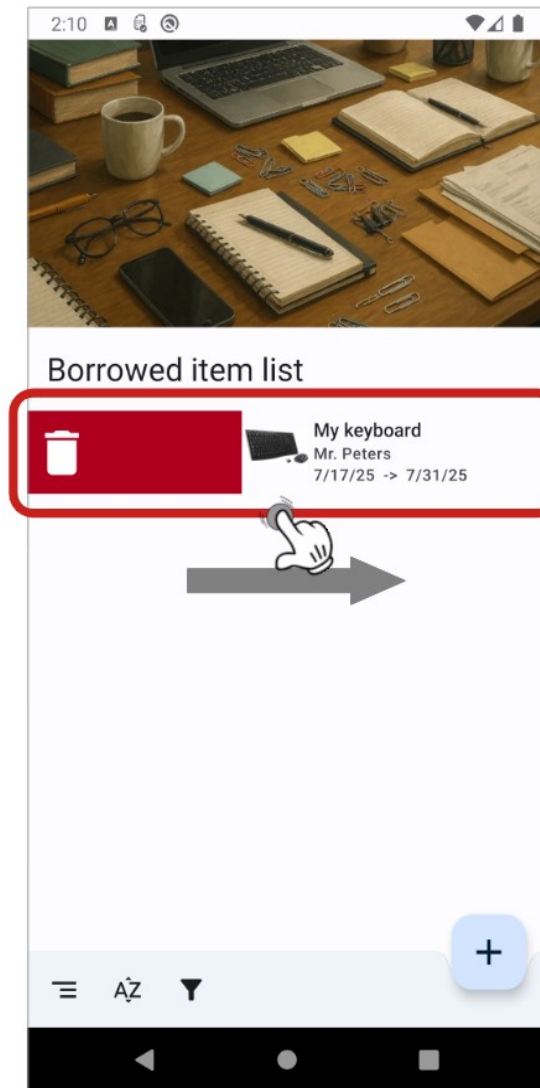
Created:
Modified:

Click here to choose an item to borrow.

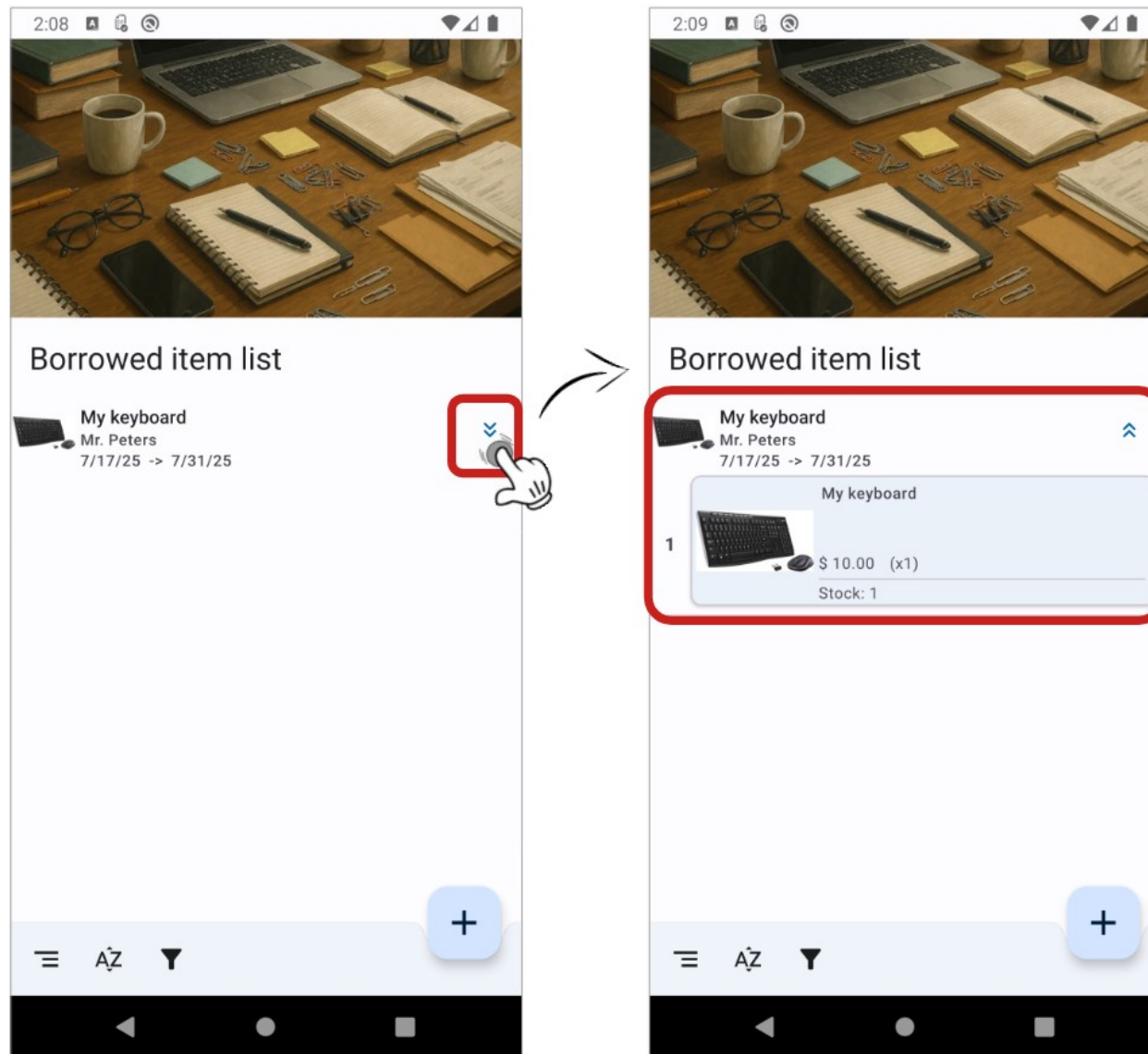
Recipient of the borrowed item. Using the arrow, you can choose from the recipients you created previously.

You can provide more information. The "Until" date indicates the expected return date. The "Returned on" date indicates the date the item was actually returned.

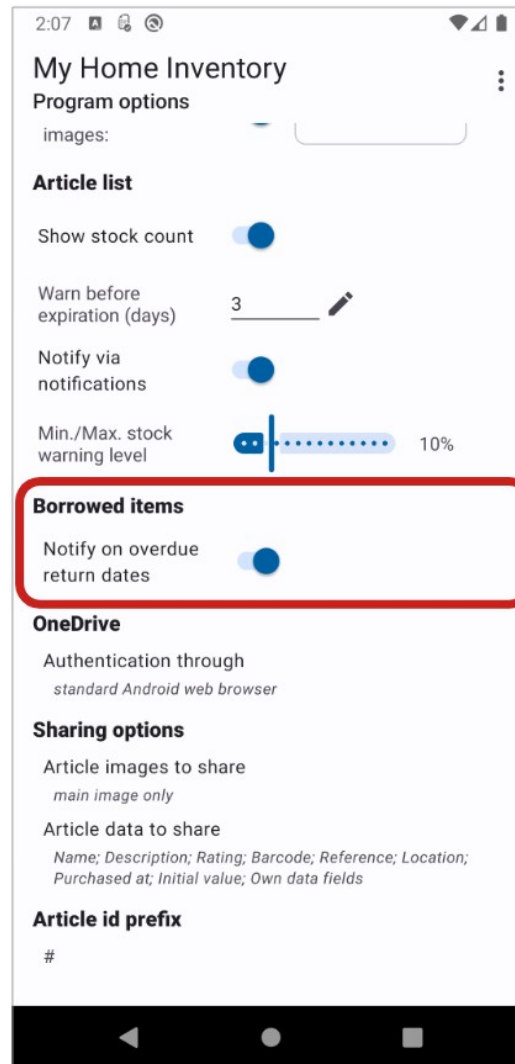
To delete an item, drag it to the right.



To view more detail on the item, you can click on the double arrows in the record.



To receive a notification when a loan has expired, activate the corresponding option in the app settings.



2.2 Other improvements and corrections (bug-fixes)

This version includes the following improvements/fixes:

N.º of issue	Description of the improvement/fixed issue
#553	Shopping List – When the inventory item is deleted, attempting to open the shopping list item causes the app to crash.
#540	Update the backup notification after performing a manual backup.
#557	The backup notification is sometimes not displayed when the app is initially launched.