

My Inventory



What's new in version 1.8.7

(c) Thomas Koslowsky

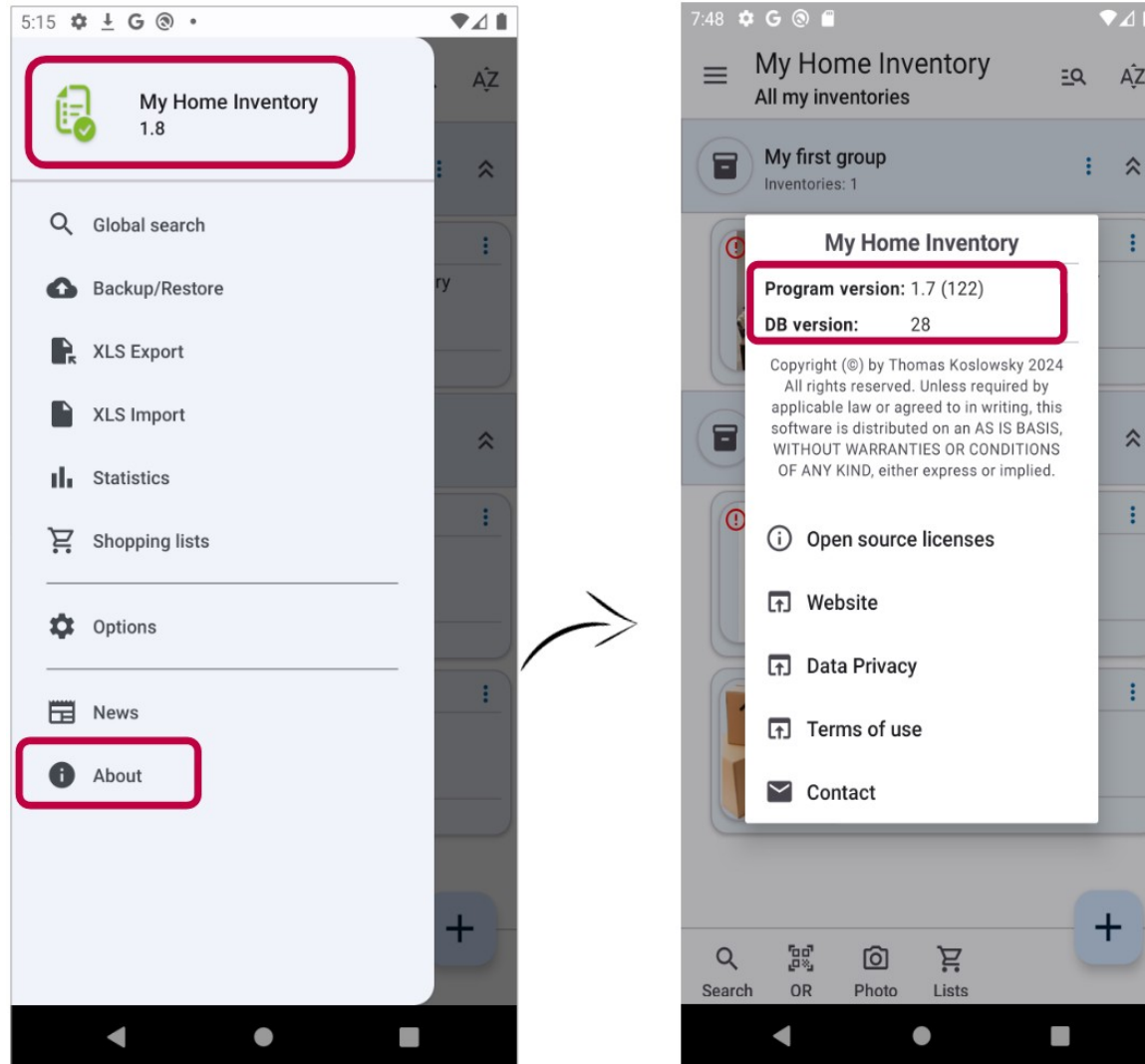
Internet: www.thomaskoslowsky.com

Mail: thomas@thomaskoslowsky.com

Application website: www.miinventariopersonal.com

1 Introduction

This document includes what's new in version 1.8.7. You can check the version you have installed directly in the application, through the “main menu” -> “About”.



2 What's new in this version

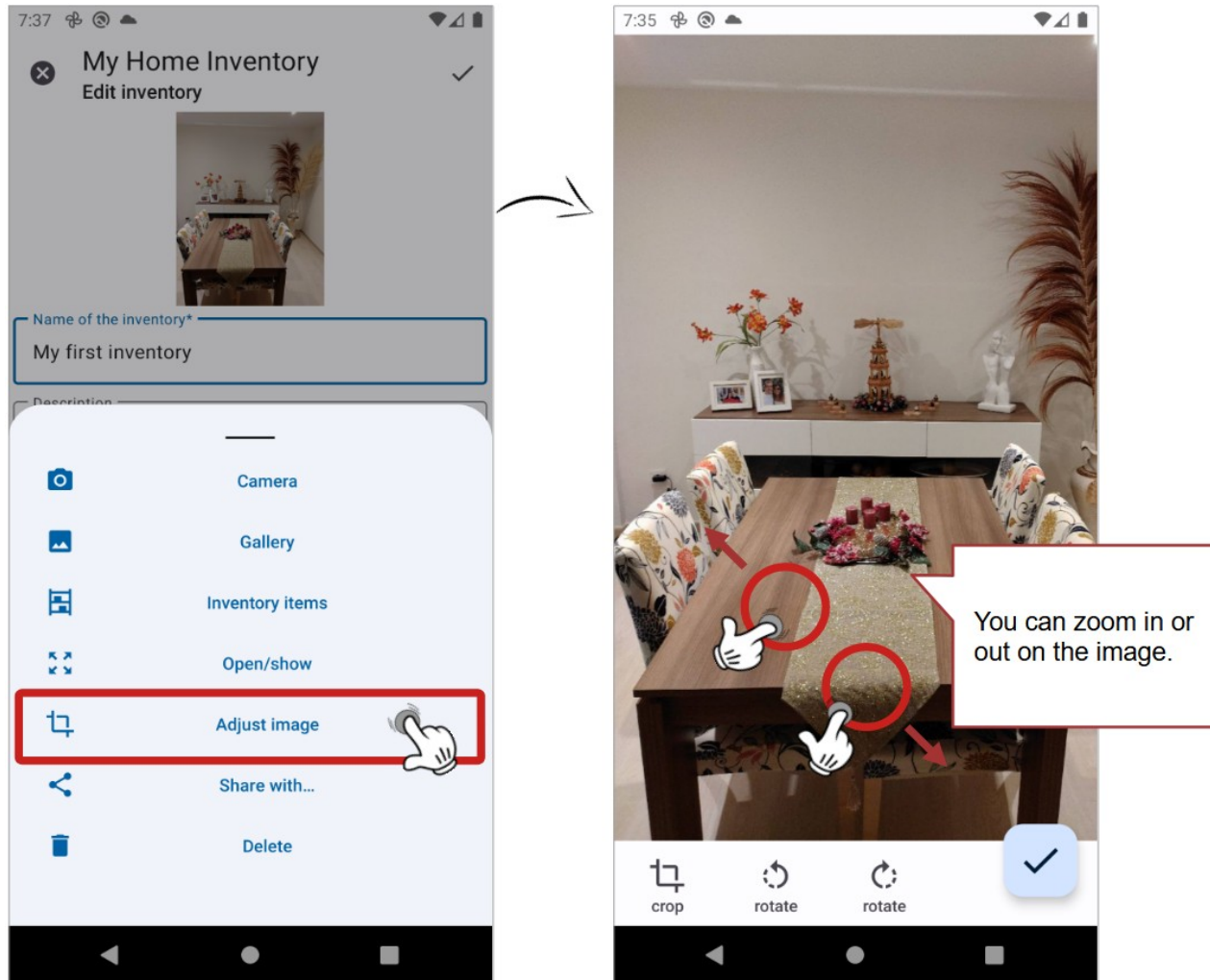
This chapter describes the added or improved functionalities in more detail:

Content of this chapter

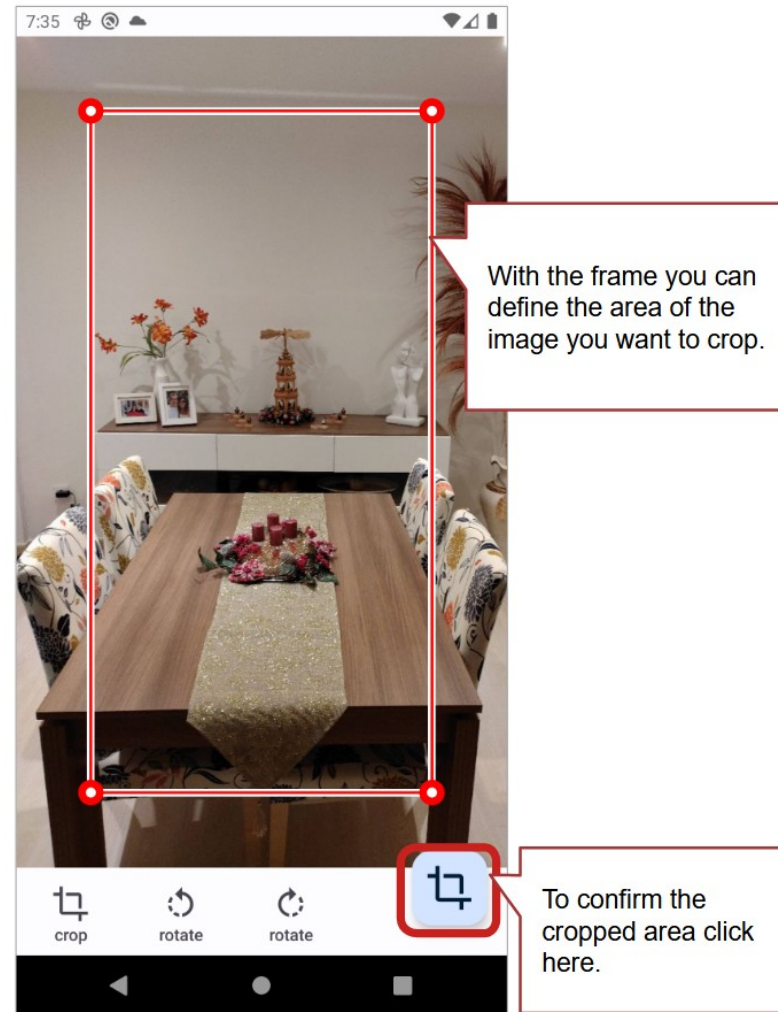
2.1 Customizing the images in the application.....	4
2.2 Nextcloud Supported.....	6
2.3 Other improvements and corrections (bug-fixes).....	6

2.1 Customizing the images in the application

The images you use in your inventories can be cropped or rotated. To do this, you can click on the image you want to adjust and use the "Adjust Image" option. In the adjustment window, you can move the image using one-finger gestures and zoom in or out using two-finger gestures. Moving, zooming in or out of the image only affects what is displayed in this window and is not saved.



To crop an area, first activate the feature and then select the area you want to keep. When you confirm the selection, the image will be cropped to the selected area. You can also rotate the image left or right. Changes are saved as soon as you confirm them and close the window.



2.2 Nextcloud Supported

This version now also supports Nextcloud as a backup and restore medium.

Please note the configuration instructions for WebDav ([link](#)).

2.3 Other improvements and corrections (bug-fixes)

This version includes the following improvements/fixes:

N.º of issue	Description of the improvement/fixed issue
#474	Inventory groupings – linked inventories are not displayed correctly when editing the grouping